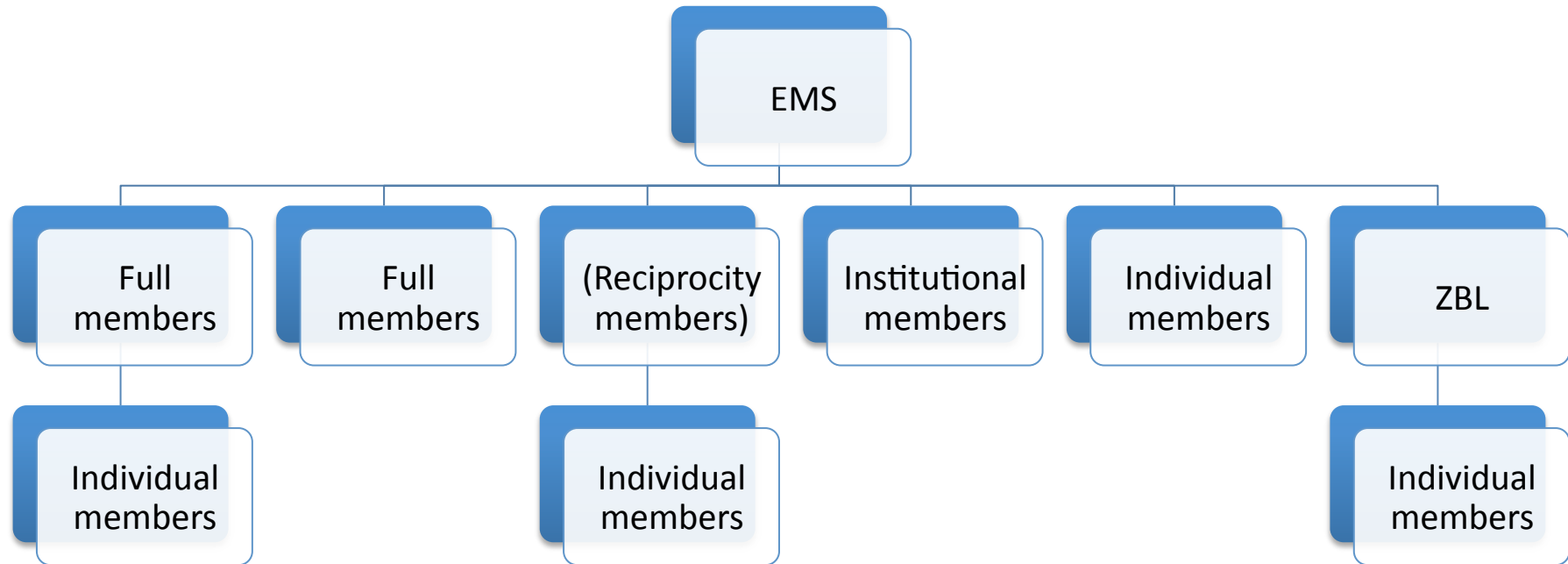


EMS Warsaw 2009
Jouko Väänänen
Treasurer

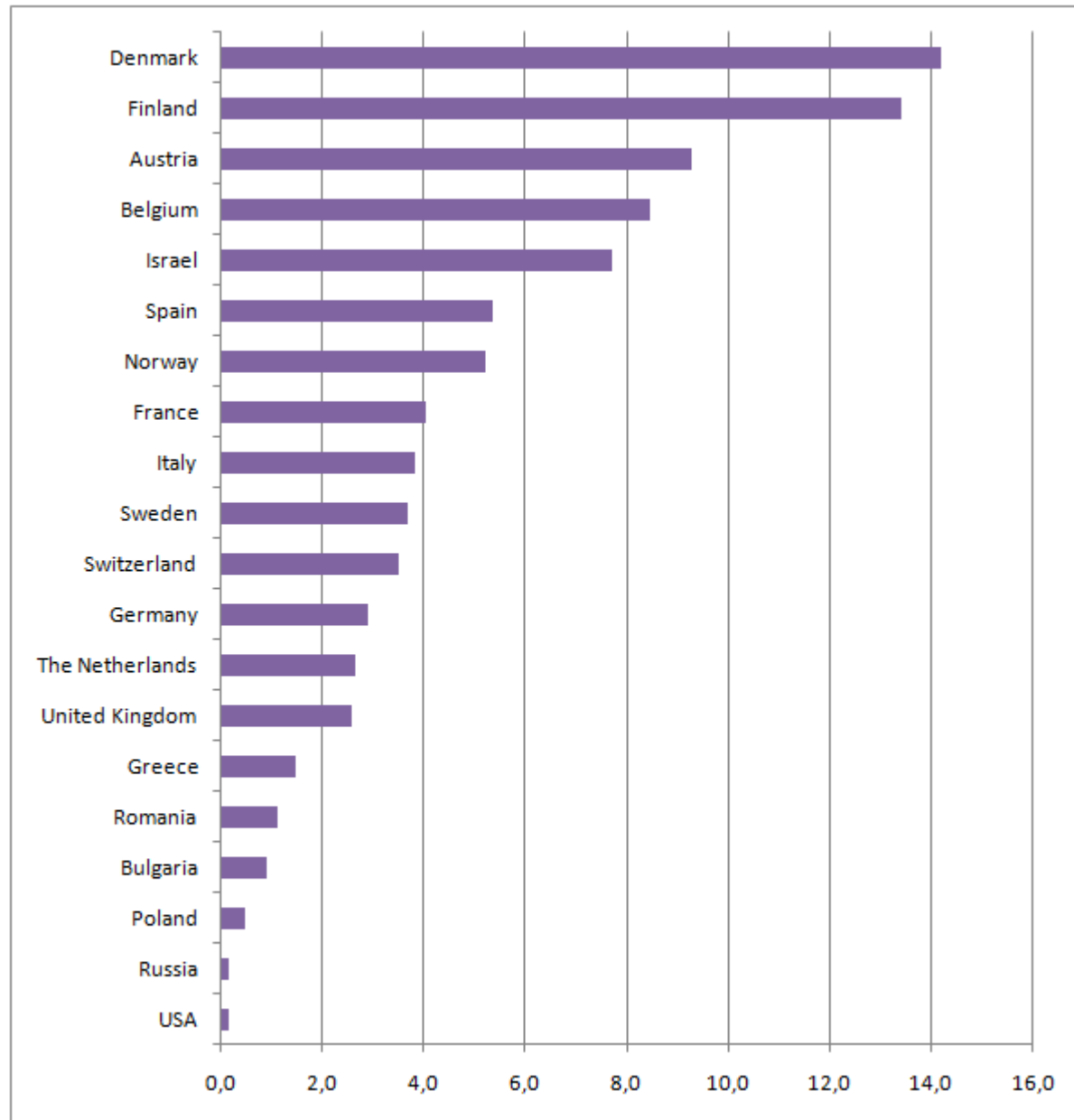
Membership structure



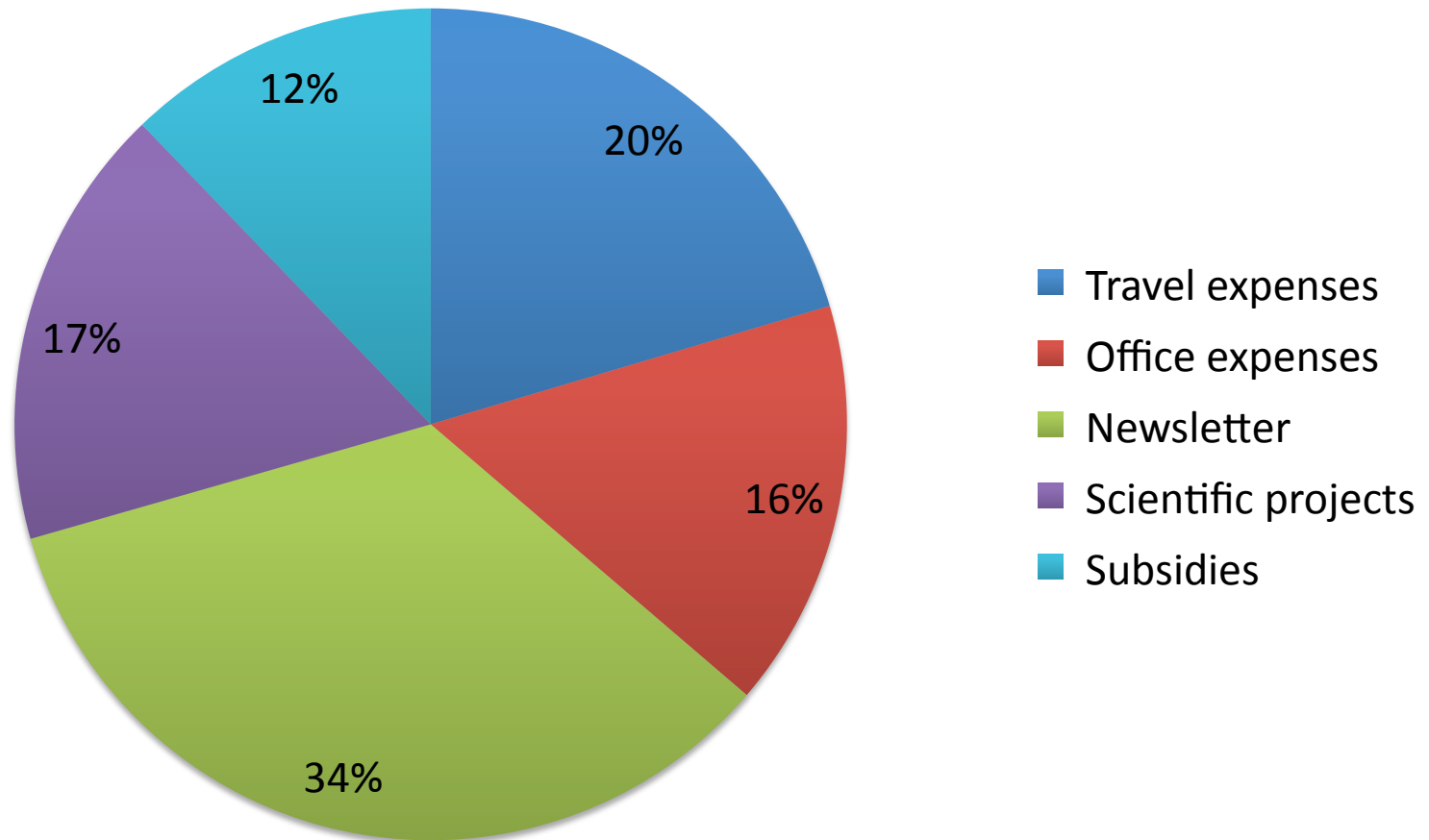
Soc. Math. France Total	325
Italian Math. Soc. Total	289
German Math. Soc. Total	278
London Math. Soc. Total	179
R. Spanish Math. Soc. Total	179
Belgian Math. Soc. Total	110
Austrian Math. Soc. Total	88
ZBL Total	86
Danish Math. Soc. Total	85
Finnish Math. Soc. Total	84
Israel Math. Union Total	77
S.M.A.I. Total	75
IMA Total	66
Swiss Math. Soc. Total	55
Catalan Math. Soc. Total	50
Royal Dutch Math. Soc. Total	45
Swedish Math. Soc. Total	33
Edinb. Math. Soc. Total	31
none Total	27
Norsk Matematisk Forening Total	27
Portug. Math. Soc. Total	26
Polish Math. Soc. Total	23
Czech Math. Soc. Total	17
Irish Math. Soc. Total	17

Amer. Math. Soc. Total	15
Luxembourg Math. Society Total	14
Icelandic Math. Soc. Total	9
Greek Math. Soc. Total	7
GAMM Total	4
Norwegian Stat. Soc. Total	4
AMASES Total	3
Canad MS Total	2
Janos Bolyai Math. Soc. Total	2
Romanian Math. Soc. Total	2
Australian Math. Soc. Total	1
Bulgarian Math. Soc. Total	1
Croatian Math. Soc. Total	1
Estonian Math. Soc. Total	1
Georgian Math. Soc. Total	1
SEMA Total	1

France Total	353				
Italy Total	289				
Germany Total	248				
Spain Total	243				
United Kingdom Total	199				
Belgium Total	115				
Austria Total	88				
Denmark Total	81				
Finland Total	81				
Israel Total	79				
Switzerland Total	62				
USA Total	61				
The Netherlands Total	47				
Sweden Total	38				
Norway Total	33				
Portugal Total	28				
Poland Total	26				
Romania Total	26				
Greece Total	23				
Ireland Total	22				
Russia Total	22				
Scotland, U.K. Total	20				
Czech Republic Total	18				
Luxembourg Total	15				
Canada Total	11				
		Japan Total	9		
		Australia Total	8		
		Bulgaria Total	8		
		Iceland Total	7		
		India Total	6		
		Ukraine Total	5		
		P.R. China Total	4		
		Turkey Total	4		
		Brazil Total	3		
		Hungary Total	3		
		Iran Total	3		
		Argentina Total	2		
		Colombia Total	2		
		Estonia Total	2		
		Georgia Total	2		
		Hong Kong Total	2		
		Indonesie Total	2		
		Kuwait Total	2		
		Pakistan Total	2		
		Singapore Total	2		
		Taiwan Total	2		
		Vietnam Total	2		
				Algeria Total	1
				Benin Total	1
				Botswana Total	1
				China Total	1
				Croatia Total	1
				Cyprus Total	1
				Gabon Total	1
				Guatemala Total	1
				Latvia Total	1
				Lebanon Total	1
				Malaysia Total	1
				Mexico Total	1
				Moldova Total	1
				Morocco Total	1
				N. Ireland Total	1
				New Zealand	
				Total	1
				Nigeria Total	1
				Oman Total	1
				Saudi Arabia	
				Total	1
				Serbia Total	1
				Slovenia Total	1
				South Africa Total	1
				South Korea	
				Total	1
				SYRIA Total	1
				Thailand Total	1



Expenditure



Income

